

The Garden Club of Virginia

Presents

The 69th Annual Lily Show
Green Spaces in Busy Places

Sponsored by

The Garden Club of Fairfax

Assisted by

The North American Lily Society

The Church of the Good Shepherd

9350 Braddock Road

Burke, Virginia 22015

Wednesday, June 22, 2011

2:00 PM to 6:00 PM

Thursday, June 23, 2011

10:00 AM to 1:00 PM



Free Admission

Open to the
Public

Donations
Accepted

APPRECIATION AND ACKNOWLEDGEMENTS

A show of this proportion could not happen without a great deal of help. The Garden Club of Fairfax would like to thank Mr. and Mrs. Charles G. McDaniel and Hilldrup Moving Company. This company donated the service of transporting all the show's properties to Fairfax. Their generous contribution to The Garden Club of Virginia's 69th and 70th Lily Shows not only helps make these shows possible, it supports the work of restoration, conservation and education in the Commonwealth carried out by the member clubs of The Garden Club of Virginia.

The Garden Club of Fairfax wishes to thank Kathryn O'Grady for her design work on our Lily logo. This logo may not be reproduced.

The Garden Club of Fairfax would like to thank Merrifield Garden Center for the use of their wagons to transport material to the workroom.



2011 LILY SHOW COMMITTEE

President of The Garden Club of Virginia
Kim Nash

Flower Shows Chairman of The Garden Club of Virginia
Lynn Gas

Lily Chairman of The Garden Club of Virginia
Nancie Motley

President of The Garden Club of Fairfax
Jan Grimes

Chairmen of The 2011 Lily Show
Anna Fortune 703-969-5205
Anna@fidk.com
Tricia Kincheloe 703-861-1388
Trixielee29@cs.com

Registration Chair
Tricia Goins 703-273-0639
purplefan24@cox.net

AWARDS

1. Awards will be presented at 2:30 PM on Wednesday, June 22, 2011, by Kim Nash, President of The Garden Club of Virginia.
2. Entries and ribbons may not be removed before Thursday, June 23, 2011 at 1:15 PM
3. Trophies and awards will be given only to Blue Ribbon winners except where noted.
4. Award winners who are unable to attend the awards ceremony are requested to provide a substitute to receive their awards. **No awards/ trophies will be mailed.** Those not claimed will be returned to the Kent Valentine house. Award cards and ribbons will be mailed to exhibitors after the close of the show.

GENERAL RULES

All rules apply as stated in *The Garden Club of Virginia Flower Shows Handbook, Revised* and found on GCV website: www.gcvirginia.org.

To access the Handbook go to the GCV website www.gcvirginia.org click on Flower Shows and click on Handbook.

ACCEPTANCE OF ENTRIES

Registration:

Advance registration is required for all Artistic classes, including the Inter Club. Advance registration for horticulture is encouraged, especially for entries in Section A. Please **register online**, if possible, prior to **Wednesday, June 8, 2011**. Registration online may be made by going to www.gcvirginia.org. From the home page, click on Flower Shows and click on Lilies which will send you to the link for the Lily Show.

You do not need to be a member of The Garden Club of Virginia to enter an exhibit except where noted.

Any questions concerning registration or requests for entry cards should be directed to the Garden Club of Fairfax Registration Chairman:

Tricia Goins
11648 Leehigh Drive
Fairfax, Virginia 22030
703-273-0639
purplefan24@cox.net

Individuals who register are responsible for either furnishing an arrangement or canceling prior to Wednesday, June 8, 2011.

Acceptance:

Entries will be accepted:

Tuesday, June 21, 2011, from 1:00 PM until 7:00 PM
and

Wednesday, June 22, 2011, from 8:00 AM until 9:45 AM

The floor will be cleared at 10:00 AM on Wednesday morning. **NO EXCEPTIONS.**

Workspace:

The workroom will open at 1:00 PM on Tuesday, June 21, 2011. The building is air conditioned, smoke free and handicapped accessible. There is ample workspace for both Horticulture and Artistic exhibitors. **No arranging will be permitted on the showroom floor. Participants will not be permitted at any time to stand or work behind or beside the pedestals.** Horticulture and Artistic exhibitors are asked to contribute any unused flowers or foliage for last minute use by the arrangers. There will be containers designated for this purpose in the workroom.

Pictures of the Parish Hall can be viewed by going to www.good-shepherd.net.

Containers:

PLEASE USE CONTAINERS THAT HAVE A VALUE OF \$200.00 OR LESS. Entrants with valuable, sentimental or irreplaceable containers should make arrangements to pick up their containers at the close of the show rather than have them shipped. The Garden Club of Fairfax has made arrangements with a packing company to ship all containers. The company will pick up and pack the containers and the company will charge a shipping fee based on the final weight of the package and the mailing address. The package will be insured for \$200.00. Neither The Garden Club of Fairfax nor The Garden Club of Virginia will be liable for any damage incurred in returning the containers.

Exhibitors will be required to provide a credit card number and a list of all items they want returned to them at the time of registration. Containers should be identified with an address label and must be registered before the exhibit is placed on the floor. A picture of the container would be very helpful. Arrangements, containers and accessories which have not been removed by 2:30 PM on Thursday, June 23, 2011 will be discarded.

The Garden Club of Virginia Horticulture Awards

Section A

Open only to members of The Garden Club of Virginia

* **The Eleanor Truax Harris Cup**

Class 1: Six registered named hybrid lily varieties

* **The Violet Niles Walker Memorial Trophy**

Class 2: A single stem, grown by exhibitor from seed, scales, or bulbils

****Lily Chairman's Cup**

Class 3: Inter Club Collection- 8 different stems from the 2000-2009 GCV Lily Collections

* **The Blanche Rohrer Davis Memorial Bowl**

Class 4: Single stem species grown by the exhibitor

* **The Blue Ridge Garden Club Cup**

Class 5: The best stem grown by a novice

* **Virginia Ewers Queitzsch Memorial Bowl**

Class 6: Three stems of the same species, variety, or cultivar

The Best in Show Awards

Open only to members of The Garden Club of Virginia

***The Sponsor's Cup**

Best Asiatic Lily

***The David Diller Award**

Best Martagon Lily

***The Vicki Bowen Award**

Best Trumpet Lily

***The Sara Ann Lindsey Award**

Best Oriental Lily

***The James A. McKenney Award**

Best Longiflorum/Asiatic Hybrid Lily

***The Eugenia Diller Award**

Best Oriental/Trumpet Hybrid Lily

***The Lily Committee Interdivisional Hybrid Lily Award**

Best Longiflorum/Oriental Hybrid Lily

* *Perpetual awards held for one year by winner.*

** *Annual awards given outright annually.*

****Presidents of Member Clubs Cup**

This cup is presented to The Garden Club of Virginia member scoring the second highest number of Blue Ribbons in horticulture. Each “Best In Show” Ribbon will count as an additional Blue Ribbon. In case of ties, Red Ribbons and possibly Yellow Ribbons will be counted.

Horticulture Awards

Awarded to any amateur grower

Section E

*** The North American Lily Society Award**

Awarded for pot grown lilies. Classes 36 and 37

Section F

*** The Robert S. Pickens Memorial Trophy**

Awarded for a collection of 3 to 6 different hybrids

Section G

*** Gertrude Cody Minter Memorial Award**

Class 39: A single stem of unnamed seedling hybridized by the exhibitor

Section H

*** Eugenia and David Diller Lily Orientation Bowl**

Class 41: Three lily stems, upfacing, outfacing, and pendant, all from the same lily division

From Any Section

*** The Ronald J. Chiabotta Award**

Single stem having the highest bud count. Aborted buds are not included in the total bud count. This stem is not required to have won a ribbon. It may even come from a collection.

**** The Member Clubs Cup**

Awarded to any amateur grower for the best lily stem in the show

****The Garden Club of Virginia Cup**

Presented to the exhibitor who receives the greatest number of Blue Ribbons. Each “Best In Show” Ribbon will count as an additional Blue Ribbon. In case of ties, Red Ribbons and possibly Yellow Ribbons will be counted.

** Perpetual awards held for one year by winner.*

*** Annual awards given outright annually.*

The Garden Club of Virginia Artistic Awards

*** Past Presidents of the Garden Club of Virginia Trophy**
Best Inter Club Arrangement.

*** Anne Carter Walker Somerville Award**

Awarded to the most creative arrangement in the show, not including the Inter Club Arrangements. The Award is limited to Garden Club of Virginia members only and does not have to receive a Blue Ribbon in its Individual Class.

***The Eugenia and David Diller Award**

The Best Artistic Arrangement not including the Inter Club Arrangements.

*** Georgia S. Vance Award: Best Novice Arrangement**

Awarded to a member of The Garden Club of Virginia.
Novice entries in any class are eligible for this award.

****The Flower Shows Chairman's Cup**

An Annual Award for the Best Arrangement in the Show not including the Inter Club Arrangements.

** Perpetual awards held for one year by winner.*

*** Annual awards given outright annually.*

The Garden Club of Fairfax Awards

Horticulture Awards

Award in honor Genie Diller given by Mary T. Kincheloe
Best Stem in Section A, Class 3 (Inter Club Collection)

Award in honor of Tom McDonald given by Tricia Goins
Best Stem in Section D, Class 35-Species Lily

Award in memory of Margaret L. McMullin given by Bonnie Rekemeyer
Best Stem in Section J, Class 44-Novice Class

Award in honor of The Potomac Lily Society given by Tricia Kincheloe
Best Stem grown by a non-GCV Member

Artistic Awards

Award in honor of Mrs. W. H. Garner given by Charlotte S. Benjamin and Marty Whipple
Blue Ribbon; Section K, Class 51A-Blenheim

Award in memory of Inez Youree given by Nancy Anne Cook, Jean Hensley, Elaine Koehne, Johanna Rucker and Linda Schlesinger
Blue Ribbon; Section K, Class 51B-Sully

Award in memory of Bonnie Davis given by Cynthia A. Patrick
Blue Ribbon; Section K, Class 51C-Antonia Ford House

Award in memory of Elizabeth Bradley Kincheloe Stull given by Margaret Kincheloe
Blue Ribbon; Section K, Class 51D-Old Town Hall

Award given by Sandra Hunt
Blue Ribbon; Section K, Class 52-Washington and Old Dominion Regional Park

Award in honor of Diane Wilkinson given by Johanna Rucker
Blue Ribbon; Section K, Class 53-Green Springs Garden and Horticultural Center

Award in memory of Lillian Heckel given by Linda Heckel Tiani and Marianne Stryker
Blue Ribbon; Section K, Class 54-Meadowlark Botanical Gardens

Award in honor of June Much given by Jan Grimes
Blue Ribbon; Section K, Class 55-Great Falls Park

Rules for Horticulture Judges

1. Entries not made according to the schedule are automatically disqualified.
2. The North American Lily Society scale of points is used in evaluating specimens (except for Section G, Classes 39 and 40)

Condition	30
Vigor	20
Placement of stem	20
Substance of flowers	10
Form of flowers	10
Color of flowers	10

3. A Modified Lighty System will be used for judging seedlings: a first place entry must score high in at least two attributes (Section G, Classes 39 and 40)

Vigor	20
Placement of stem	20
Substance of flowers	20
Form of Flowers	20
Color of flowers	20

4. **To be eligible for perpetual awards in Section A and for the GCV Best in Show awards, the exhibitor must check the box on her entry card in both places to indicate she is a GCV member.** If the box is not checked, the entry will not be considered for an award.
5. Entries in Section A, Class 1 (The Eleanor Truax Harris Cup) and Section A, Class 3 (The Garden Club of Virginia Lily Chairman's Cup) must be passed by a member of the Classification Committee prior to judging. Once passed, entry cards will be marked with a "P". **Entries that have not been passed should not be judged.**
6. Classes and Subclasses may be added at the discretion of the Classification Committee.
7. Only one Blue, one Red and one Yellow Ribbon may be awarded in each class in Section A. There is no restriction on the number of White Ribbons that may be awarded. In all other Sections, if there are subclasses, a Blue, a Red and a Yellow Ribbon may be awarded in each subclass. Again, there is no restriction on the number of White Ribbons that can be awarded.
8. Best in Show awards are chosen from the Blue Ribbon winners. Exception: a specimen in a multiple stem collection that did not place first is still eligible for consideration.

9. When selecting the stem with the highest bud count for the Ronald J. Chiabotta Award, aborted buds must not be counted.
10. When selecting the major awards, all horticulture judges must be present. The vote will be by secret ballot. In the case of a tie, the entries under consideration will be point scored.
11. In judging collections, diversity of form and color as well as uniform quality and balance of the collection as a whole are to be considered. Each stem must score 90 points or more for the collection to win a Blue Ribbon.
12. The decision of the Judges is final and must not be changed unless all the Judges of the class in question are present.
13. The right is reserved by the Judges to construe any rule or regulation where doubt arises. In the event of any misinterpretation among the Judges, the Classification Chairman has the final authority.
14. An alternative Judge will be provided for Judges who may have an entry in any class he or she is assigned to judge.



Rules for Horticulture Exhibitors

1. Exhibitors must register and fill out an entry card. **To be eligible for perpetual awards in Section A and the GCV Best in Show awards, the exhibitor must check the box on her entry card to indicate that she is a GCV member.** If the box is not checked, the entry will not be considered for an award. There are two places to check “GCV” on each entry card.
2. All horticulture classes are open to any amateur grower of lilies **except Section A** which contains GCV only perpetual awards.
3. An exhibitor is allowed only one entry per class in classes 1-6.
4. Exhibitors may have more than one entry in all other classes provided each entry is a different variety.
5. Each entry must be correctly named and placed in the proper class with a properly completed entry card attached by the exhibitor. The classification committee will assist the exhibitor, but the ultimate responsibility lies with the exhibitor. Exhibits placed in the incorrect class may not be judged. The Chairman of the Classification Committee reserves the right to reassign entries which have been made incorrectly.
6. All entries in Section A, Class 1 (The Eleanor Truax Harris Challenge Cup) must be passed by a member of the Classification Committee prior to judging to make sure that all stems in the collection are, in fact, registered hybrid lily varieties. The exhibitor’s entry card will be marked with a “P” to show that the exhibit has been passed. **Exhibits that are not passed will not be judged.**
7. Entries in Section A, Class 3 (The Inter Club Collection) must include a list of the names of the 8 varieties in the collection and the grower of each stem. Index cards will be available in the workroom for this purpose.
8. All entries in Section A, Class 3 (The Inter Club Collections) must be passed by a member of the Classification Committee prior to judging to make sure that there are only 8 stems in the collection and that all lilies in the collection are correctly named and identified with the correct collection year and that the exhibit includes a list of the lilies entered and the name of the grower. The entry card will be marked with a “P” to indicate that the exhibit has been passed. **Exhibits that are not passed will not be judged.**
9. There will be a member of the Classification Committee available to pass exhibits on Tuesday, June 21, 2011 from 1:00 PM until 6:00 PM and on Wednesday, June 22, 2011 from 8:00 AM until 9:45 AM
10. Only one stem to a container except in Section E, Classes 36 and 37.
11. Only true scale bulb lilies (*of the genus Lilium*) may be entered.

12. All horticulture entries must have been grown by the exhibitor except in Section A, Class 3.
13. Only one person may exhibit from any garden, except Section A, Class 3 Inter Club Collection.
14. All entries must have been grown outdoors with the exception of Section E, Class 36.
15. To be eligible for judging, a lily stem must have at least one bloom open to the typical shape of that particular variety.
16. Entries with disease, obvious defects, and/or abnormalities such as a fasciated stem will be set aside and not judged.
17. Classes and Subclasses may be added at the discretion of the Classification Committee.
18. Only one Blue, one Red, and one Yellow Ribbon may be awarded in each class in Section A. There is no restriction on the number of White Ribbons that may be awarded. In all other Sections, if there are subclasses, a Blue, a Red and a Yellow Ribbon may be awarded in each subclass. Again, there is no restriction on the number of White Ribbons that can be awarded
19. It is highly suggested that anthers and pollen are NOT removed for judging. Should a request for pollen for the purpose of hybridizing be made, the anthers and pollen may be removed only by the exhibitor or with the exhibitor's written permission, or in his/her presence, and not until the final day of the show.
20. Containers will be supplied by the show committee.
21. In case of disagreement as to the interpretation of these rules or in any matter not laid down in them, the decision of the Show Committee shall be final.
22. Ribbons received in Section I (single bloom) do not count toward the Horticulture Sweepstakes.
23. Blooms exhibited in Section I should not have leaves or secondary/tertiary buds attached.
24. Horticulture Judges may exhibit in eligible classes.
25. All exhibits not removed by 2:30 PM on Thursday, June 23, 2011 will be donated to the Church.
26. **Exhibitor's name and address must appear in the two specified places on the entry cards.** Mailing labels are appreciated.

**A GCV classification chairman will be available for assistance.
For questions concerning the Horticulture classes, please contact:**

**Tricia Kincheloe
703-861-1388 or trixielee29@cs.com**

HORTICULTURE

Section A

Open only to the members of The Garden Club of Virginia

- Class 1.** Collection of 6 registered named hybrid lily varieties. One stem each in separate containers. Exhibit must be passed by Classification prior to judging.
- Class 2.** Single stem, grown by the exhibitor from seed, scales or bulbils and so labeled. No purchased material or bulblets from the stem below the ground may be used. An exhibitor may not exhibit the same lily in this Class once awarded a Blue Ribbon.
- Class 3.** Inter Club Collection, 8 different varieties from the 2000-2009 GCV Collections, one stem each to a container, correctly named and identified with collection year. Entry must include a list of the name of each variety and the name of the grower of the stem. The collection may have lilies from any club member's garden. Exhibited by the club Lily Chairman in the name of her club. Exhibit must be passed by Classification prior to judging.
- Class 4.** Single stem species lily grown by exhibitor.
- Class 5.** Best stem grown by a novice. A novice is someone who has never won a Blue Ribbon in the horticulture section of a Lily Show.
- Class 6.** 3 stems of the same species, variety or cultivar, one stem each in separate containers.

Sections B through I open to any amateur grower

Section B

Single stem entries of named hybrid lily clones. All subclasses will be established by cultivar.

CLASS

7	Div	Ia	Upfacing Asiatic Hybrids
8	Div	Ib	Outfacing Asiatic Hybrids
9	Div	Ic	Pendant Asiatic Hybrids
10	Div	II	Martagon Hybrids
11	Div	III	Candidum Hybrids
12	Div	IV	American Hybrids
13	Div	V	Longiflorum Hybrids

14	Div	VIa	Upfacing Aurelian or Trumpet Hybrids
15	Div	VIb	Outfacing Aurelian or Trumpet Hybrids
16	Div	VIc	Pendant Aurelian or Trumpet Hybrids
17	Div	VIIa	Upfacing Oriental Hybrids
18	Div	VIIb	Outfacing Oriental Hybrids
19	Div	VIIc	Pendant Oriental Hybrids
20	Div	VIII	Inter-Divisional Hybrids

Section C

Single stem entries of unnamed clones, natural strains, hybrid groups and unnamed seedlings. All subclasses will be established by cultivar.

CLASS

21	Div.	Ia	Upfacing Asiatic Hybrids
22	Div	Ib	Outfacing Asiatic Hybrids
23	Div.	Ic	Pendant Asiatic Hybrids
24	Div	II	Martagon Hybrids
25	Div	III	Candidum Hybrids
26	Div	IV	American Hybrids
27	Div	V	Longiflorum Hybrids
28	Div	VIa	Upfacing Aurelian or Trumpet Hybrids
29	Div	VIb	Outfacing Aurelian or Trumpet Hybrids
30	Div	VIc	Pendant Aurelian or Trumpet Hybrids
31	Div	VIIa	Upfacing Oriental Hybrids
32	Div	VIIb	Outfacing Oriental Hybrids
33	Div	VIIc	Pendant Oriental Hybrids
34	Div	VIII	Inter-Divisional Hybrids

Section D

Single stem entries of species and their forms. Each species will be considered a separate subclass and judged by itself

Class 35. Single stem of a species or its natural variant.

Section E

Pot Grown Lilies

1-3 flowering stems in a pot which is not greater than 12 inches in diameter.

Class 36. Potted lilies grown indoors, under slats or in a greenhouse.

Class 37. Potted lilies grown outdoors.

Section F

Class 38. Collection of 3 to 6 hybrid lilies, all different varieties, 1 stem each, staged in separate containers. May include named strains or hybrid groups, numbered selections or clones.

Section G

This class will be judged using the Modified Lightly System. Subclasses will be established at the discretion of the show committee.

Class 39. Single stem of unnamed seedling hybridized by the exhibitor, parentage given where possible. A lily previously awarded a Blue Ribbon in this class may not be entered.

Class 40. Single specimen grown by exhibitor from seed.

Section H

Class 41. A collection of 3 lily stems with different orientations, 1 upfacing, 1 outfacing and 1 pendant staged in separate containers. The lilies in the collection may come from any lily division, but all three stems must come from the same division.

Section I

Single lily bloom exhibited in orchid tubes with leaves and secondary/tertiary buds removed.

Class 42. Single lily bloom of any named hybrid clone, named strain or species. (limited to 3 entries per exhibitor)

Class 43. Single lily bloom of an unnamed hybrid seedling grown from seed by the exhibitor. (limited to 3 entries per exhibitor)

Section J

Open to novices only

Class 44. Best stem grown by a novice. A novice is someone who has never won a Blue Ribbon in the horticulture section of a Lily Show. This section will follow the same classification as the general schedule.

Lilies that qualify for Section A Class 3, Inter Club Collection
(R indicates that the lily is registered)

2000

- 1a Elite R
- 1a Midnight Passion
- 1a Navona R
- 1a/b 0000 94-03 White Seedling
- 7b Arena R
- 7b Siberia R
- 7b Woodriff's Memory R
- 9c L. martagon R
- 9c L. superbum R

2003

- 1a Eloise R
- 1a Golden Queen
- 1b Maribelle R
- 1b Naomi
- 7a/b Macarena
- 7b Monte Cristo R
- 8 Indian Summer (OT)

2001

- 1a Romano R
- 1a Vivaldi R
- 1a 90-09 White Seedling
- 1a 92-04 Pink Seedling
- 9c L. martagon R

2004

- 1a Bellefleur R
- 1a ML 90-37 Pink Seedling
- 1a Ruby Tuesday
- 1a Russia House
- 1b Sequoia (ML 90-58)
- 1a Sweet Home
- 1a Sunshine Glory
- 8 Ortega (OT)

2002

- 1a Oklahoma
- 1a Regatta
- 6a Pink Perfection R
- 7a/b La Mancha R
- 9c L. superbum R
- 9c L. speciosum var. "Uchida" R

2005

- 8 Algarve (LA) R
- 8 Clubhouse (LA) R
- 8 Donau (LA)
- 8 Fangio (LA) R
- 8 Golden Tycoon (LA) R
- 8 Iceburg (LA)
- 8 Samur (LA) R

(Eligible Garden Club of Virginia Lily Collections continued)

2006

- 1a America R
- 1a Cecil R
- 1a/b Loreto R
- 6a African Queen R
- 6a Horn of Plenty
- 8 Brindisi (LA) R
- 8 Consenza (LA)
- 8 Red Alert (LA) R
- 8 Royal Sunset (LA) R
- 8 Royal Trinity (LA) R
- 8 Yelloween (OT) R
- 9 L. Regale album R

2008

- 1a Black Bart
- 1a/b Cannes R
- 1a/b Detroit R
- 1a/b Landini R
- 1a Latin Red R
- 1a Navona R

2007

- 1a Cecil R
- 1b Circus Clown
- 1a Dot Com R
- 1a Fantasy
- 1a Lanzarote
- 1a Loreto R
- 1a Megan
- 1a New Design
- 1a Pink Plume
- 8 Kentucky (LA) R
- 8 Suncrest (LA) R

2009

- 8 Eyeliner (LA)
- 8 Fangio (LA) R
- 8 Original Love (LA)
- 8 Red Alert (LA) R
- 8 Rodin (LA) R
- 8 Royal Sunset (LA) R
- 8 Salmon Classic (LA) R

Rules for Artistic Exhibitors

Note: True lilies (genus Lilium) must predominate in all arrangements

1. The schedule is “The Law of the Show”.
2. One person must execute each entry, except in the Inter Club Class, which is entered in the name of the club.
3. An exhibitor may enter as many classes as desired, but is restricted to one entry in each class.
4. The Artistic Passing Committee must pass all arrangements before the exhibitor leaves the show floor. The Committee may disqualify arrangements that do not meet the schedule requirements, in consultation with the GCV Flower Shows Chairman.
5. All designs will be judged according to the online *GCV Flower Shows Handbook, Revised*.
6. All designs must include some fresh plant material. True scale lilies must predominate in all arrangements.
7. All designs may include a base which is considered part of the container. In no case may the base be used to extend the dimensions of the specified exhibit area. If a base is to be used in a class staged on a pedestal (Classes 51A-51D and Class 55) the base may not be larger than 9 inches square.
8. The use of commercially grown flowers is discouraged. If used, only seasonal flowers should be chosen. Purchased or garden grown Oriental Lilies may be used in arrangements. The removal of anthers is discouraged.
9. Treating fresh plant material by application of substances, such as paints, dyes, etc., is not permitted. Plants may be clipped, stripped, bent or otherwise manipulated.
10. Plants on the Endangered Species list may be used only if grown in the exhibitor’s garden. This must be stated on the exhibitor’s list of plant material.
11. All containers and accessories must be plainly marked with exhibitor’s name and address. Exhibitors must register for return shipping and accompanying fees must be paid if the container is not to be claimed at the end of the show. Containers or accessories with a value of over \$200 should **not** be used.
12. A 3x5 card listing all plant material, followed by “G” for garden grown and “F” for florist, must accompany each design. The card for a Pot-et-Fleur Design should list “G” for garden grown or “C” for cut material. **No additional comments are permitted on the cards.**

13. Artificial flowers, foliage and fruit are not permitted.
14. Nails, tacks, staples or double-faced carpet tape in niches, on tables, or on pedestals are not permitted.
15. The following are permitted unless prohibited by the schedule:
 - a. Accessories
 - b. Contrived flowers and/or forms made of fresh or dried plant material.
 - c. Cut fruit or vegetables sealed in some manner to discourage insects.
 - d. Objects that add interest when tastefully used, e.g. nests, feathers, coral, sponges, sea fans, starfish, antlers, etc.
 - e. Container-grown plants growing in soil as part of a Pot-et-Fleur or other appropriate classes.
 - f. Dried and/or treated dried plant material.
16. Plant material must not touch the back, sides or floor of the niche or backboard, extend over the top of the niche or backboard or extend beyond the edge of the table.
17. Drapery and background material are considered accessories.
18. Niches and backboards may be draped. However no tape, glue or other adhesive may be used to attach the drape to the niche or backboard.
19. A 3 x 5 card of intent, briefly stated, must be used when indicated in the schedule. See glossary in *GCV Flower Shows Handbook, Revised* at www.gcvirginia.org
20. The following are references which you may find helpful:
 - *The Garden Club of Virginia Flower Shows Handbook, Revised* (online version)
 - *Creative Flower Arranging* by Betty Belcher
 - *The Complete Flower Arranger* by Amalie Adler Ascher
 - *Styles of Flower Arranging, Contemporary Designs* by The Elizabeth River Garden Club
 - *Designing by Types* by National Garden Clubs, Inc.

Procedure for Exhibiting in the Artistic Division

1. Exhibitors should check in at the Registration Desk upon arrival.
2. Registration for container return can be made at that time.
3. No arranging is permitted on the floor of the showroom. **Participants will not be permitted at any time to stand or work behind or beside the pedestals.**
4. When the exhibitor has completed his/her design, filled out an entry card, a 3x5 card listing the floral material used, noting whether it is “G” garden grown or “F” purchased from a florist or a “G” for garden grown and a “C” for cut material in the Pot-et-Fleur class and a card of intent, if called for in the schedule, the exhibitor will notify a representative of the Artistic Passing Committee that the exhibit is ready to be passed.
5. The Passers will examine the arrangement to confirm that it complies with the schedule and the stated rules for Artistic Exhibitors and that the plant list is accurate.
6. The exhibitor should remain in the exhibit area until the exhibit has been passed.
7. The exhibitor may not alter the exhibit after it has been passed, except for watering and necessary maintenance, i.e., clipping out dead plant material.
8. Exhibitors are encouraged to show caution as they place their arrangements, or when viewing the show. As a courtesy to other exhibitors, please stay a safe distance from neighboring arrangements.
9. **Exhibitor’s name and address must appear in the two specified places on the entry cards.** Mailing labels are appreciated.
10. For questions concerning the artistic schedule, please contact the GCV Flower Shows Chair, Lynn Gas, at queenbeegas@yahoo.com or 703-519-8985.

ARTISTIC SCHEDULE

SECTION K

CLASS 51

At the Western End of Fairfax County, visitors can find buildings and homes that are part of Virginia's rich history. It was an actively sought after area during the War Between the States. The Inter Club Classes represent historic buildings that have survived and remind us of that era.

The Inter Club Class: This class is open only to *GCV Member Clubs* and exhibited in the name of the club. All Inter Club Arrangements will be displayed on white pedestals 51 inches high with 10½ inch square tops. Arrangements will be judged from the front, but may be viewed from all sides. Arrangements are not to exceed 24 inches in width. Accessories are not permitted. **Participants will not be permitted to stand or work behind or beside the pedestals at any time.**

Class 51A

Blenheim c. 1859

A central-hall plan brick farm house which is historically significant for the graffiti on the walls created by Union Soldiers during their occupation of the Fairfax Courthouse area in 1862-1863.

A Hogarth Curve

Pedestal will be placed in the middle of the show room floor. No height restriction.

Class 51B

Sully c. 1794

The home of Richard Bland Lee, Sully was often the focus of foraging by Union and Confederate Armies. The house survives today because the owners chose to remain on the property during the War to protect it.

A Federal Arrangement

Pedestal will be placed in the middle of the show room floor. No height restriction.

Class 51C
The Ford Building c. 1835

The home of Antonia Ford who was arrested as a Confederate Spy and sent to Old Capitol Prison. While in prison, she met Union Major Joseph C. Willard. The two fell in love and Major Willard secured Antonia's release from prison. They were married before the end of the War.

An Early Victorian Arrangement

Pedestal will be placed against a cream colored wall. Ceiling height is 8 feet.

Class 51D
Old Town Hall c. 1900

By the turn of the century, Joseph E. Willard, the son of Antonia Ford and Joseph C. Willard, was an influential political figure and noted philanthropist in Fairfax County. He financed construction of the original town hall in the City of Fairfax.

An Art Nouveau Arrangement

Pedestal will be placed in front of a 42 foot long stage. There is a dark red curtain which measures 23 feet behind part of the stage. The curtain begins and ends 9 feet from either end of the stage. The length from the edge of the stage to the curtain is approximately 7 feet. No height restriction."

"

CLASSES 52-55 ARE OPEN TO ANY EXHIBITOR
ENTRIES ARE LIMITED TO FOUR ENTRIES IN EACH CLASS

Throughout the County of Fairfax there are more than 30,000 acres of park land, gardens and trails. This tradition of preservation can be traced to Thomas Fairfax, 6th Lord of Cameron who moved to Virginia to protect his land. The open classes recognize a few of these parks.

CLASS 52
The Washington and Old Dominion Regional Park

The narrowest park in Virginia, it is also one of the longest, stretching the entire length of Fairfax County along the former road bed of the W&OD Railroad.

A Stretch Arrangement

Staged in front of a black backboard 32 ½ inches high and 29 ½ inches wide on a table 29 inches high covered with a white cloth. The distance from the edge of the table to the backboard is 20 inches.

The Garden Club of Virginia ~ 2011 Lily Shaw

CLASS 53

Green Spring Garden and Horticultural Center

The restored 18th century manor house and grounds were donated to the Fairfax County Park Authority in the 1970s for use as a museum and arboretum. The park provides visitors with ideas from its demonstration gardens which include a kitchen garden, fruit garden, wildflower garden and rock garden.

A Pot-et-Fleur Arrangement.

Staged in a black niche, 24 inches wide by 36 inches high with 12 inch wings on a table 29 inches high covered with a white cloth. The distance from the edge of the table to the back of the niche is 20 inches.

CLASS 54

Meadowlark Botanical Gardens

Weeping cherry trees surround three sparkling lakes which are the centerpiece of the 95 acre garden park.

A Synergistic Arrangement.

Staged in a black niche, 24 inches wide by 36 inches high with 12 inch wings on a table 29 inches high covered with a white cloth. The distance from the edge of the table to the back of the niche is 20 inches.

CLASS 55

Great Falls Park

A park that features nature at its most dramatic. Cascading water and rapids result when the Potomac River's elevation drops over 75 feet through a deep gorge for over 2/3 of a mile.

A Cascade Arrangement.

Staged on a pedestal, 41 inches high, with a 10 ½ in square top. Pedestals have a faux marble finish and are predominately tan. Pedestals are in front of a cream colored wall. Judged from the front, but may be viewed from 3 sides. The height of the ceiling is 8 feet. Arrangement may not exceed 22 inches in width. Plant material may not touch the floor.

DIRECTIONS TO **THE CHURCH OF THE GOOD SHEPHERD**

From Richmond, Virginia and points South

Take I-95 North toward Washington, D.C. Take Exit 160B (Route 123/Ox Road, North) toward Occoquan/Lake Ridge. Travel 13.1 miles and turn right at the traffic light onto Braddock Road. Travel 3.1 miles on Braddock Road to the traffic light at the intersection of Braddock Road and Olley Lane. Turn left onto Olley Lane and right into the Church entrance.

From I-81 and points West

Take Route 66 East toward Washington, D. C. Take Exit 55A, (The Fairfax County Parkway- Route 7100) toward Springfield. Take the second exit off of the Parkway which is Braddock Road and turn left at the traffic light at the end of the ramp onto Braddock Road, East. Travel 6.1 miles on Braddock Road to the traffic light at the Intersection of Braddock Road and Olley Lane. Turn left on to Olley Lane and turn right into the Church entrance.

From Leesburg, Virginia

Take Route 7, East toward Tyson's Corner. Merge onto Route 28, South going toward Dulles Airport and Centreville. Travel 16 miles and turn left at the traffic light at the intersection of Route 28 and New Braddock Road. New Braddock Road will become Braddock Road. Continue on New Braddock/Braddock Road for approximately 10 miles. Turn left at the traffic light at the intersection of Braddock Road and Olley Lane. Turn right into the Church entrance.

From Alexandria, Virginia

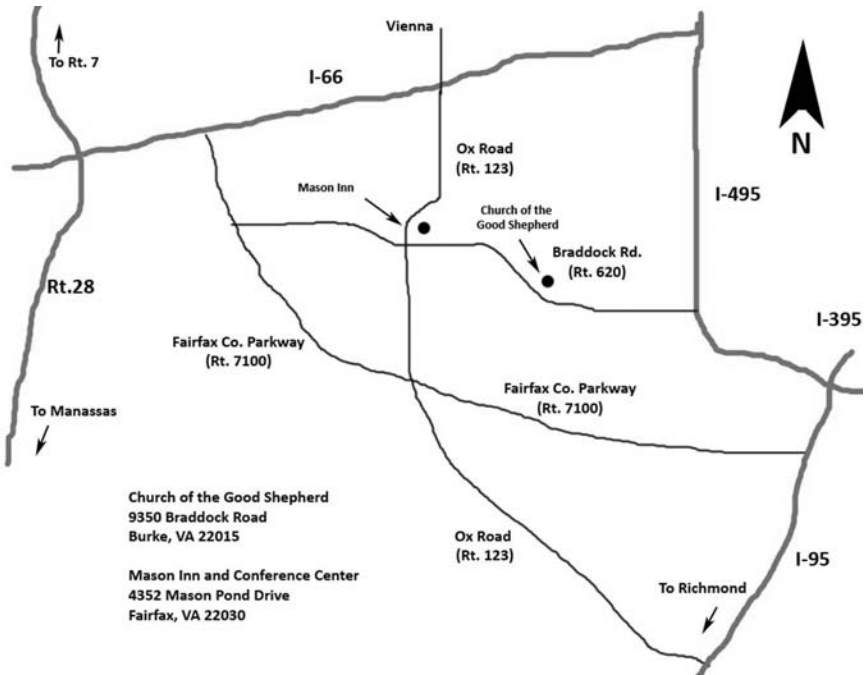
Take I-495, (The Capital Beltway) Inner Loop toward Tyson's Corner, Georgetown Pike and Baltimore. Take Exit 54A (VA-620- Braddock Road, West) and continue west on Braddock Road for 3.1 miles. The Church entrance will be on your right.

From Maryland

Take I-495, (The Capital Beltway) Outer Loop toward Richmond. Take Exit 54A (VA-620-Braddock Road, West). Stay on Braddock Road for 2.6 miles and the Church entrance will be on your right.

FROM THE CHURCH OF THE GOOD SHEPHERD TO THE MASON INN

Turn right onto Braddock Road. Stay on Braddock Road for approximately 3 miles until it intersects with Route 123 which is Ox Road. Take a right at the traffic light onto Ox Road and then take a right (in 0.2 mile) onto Mason Pond Drive . The Mason Inn will be on your right.



Garden Club of Virginia
69th Annual Lily Show 2011
Artistic Design Descriptions for Classes 52-55

Class 52 – Stretch

A creative design, which consists of two units, one larger than the other, and has a strong component connecting the two (the “stretch” component). This connective component between the two units should be dynamic and imply tension as if the two units were involved in a “tug of war”. The units should appear as if they had been one, with some of the same plant material in each, but have been pulled apart. The placement of the two units is key, so as to enhance the tension and create a sense of depth.

Class 53 – Pot-et-Fleur

This design consists of two or more rooted plants and cut plant material in a single container. It should not be organized as a landscape or terrarium. Rooted plants may be all flowers, all foliage or a combination of the two. Plants may be kept in their pots, placed in plastic bags or placed in a planting medium. Cut fresh flowers may be inserted in small bottles, floral tubes, or floral foam, and hidden among the plants. Other plant material such as fruit, nuts, or branches may be added for embellishment. Moss may be used to cover the top.

Containers: Baskets or pottery bowls often used.

Class 54 – Synergistic

This creative design consists of three or more units, which have a greater impact when viewed together than they would on their own. All the units share the same colors, textures and forms, creating balance, rhythm, and harmony, but each unit should not appear as a completed design in itself. A connective (either man-made or plant material) may be used to connect the units.


Class 55 – Cascade

A design style derived from the floral cascades of the Art Nouveau period. Characteristics: Characterized by a downward, loose-trailing flow of materials, often heavy with foliage representing a cascading waterfall. Plant material flows from the center of the design out and over the container edges. Layers of alternating flowers and foliage create depth and texture. Try to build up an arrangement comprised of many levels, which is cohesive in spite of the variety of plant material and textures. There may be use of veiling, sheltering, decorative binding or other techniques.

Plant Material: Long, pliable flowers and foliage. Bear grass, sprengeri fern, plumosa fern, conifers, vines, ivies, twigs, orchid sprays, string smilax, clematis, Small fragments of mirror, feathers, yarn, or metallic thread can be incorporated to give the appearance of reflected sunlight off the cascading water.

Containers: Tall container generally needed. Container can be contemporary glass, pottery, metal, etc. If arrangement is displayed on a pedestal a plant saucer or low bowl may be sufficient. Make sure there is adequate room for the materials to cascade downward.

Notes



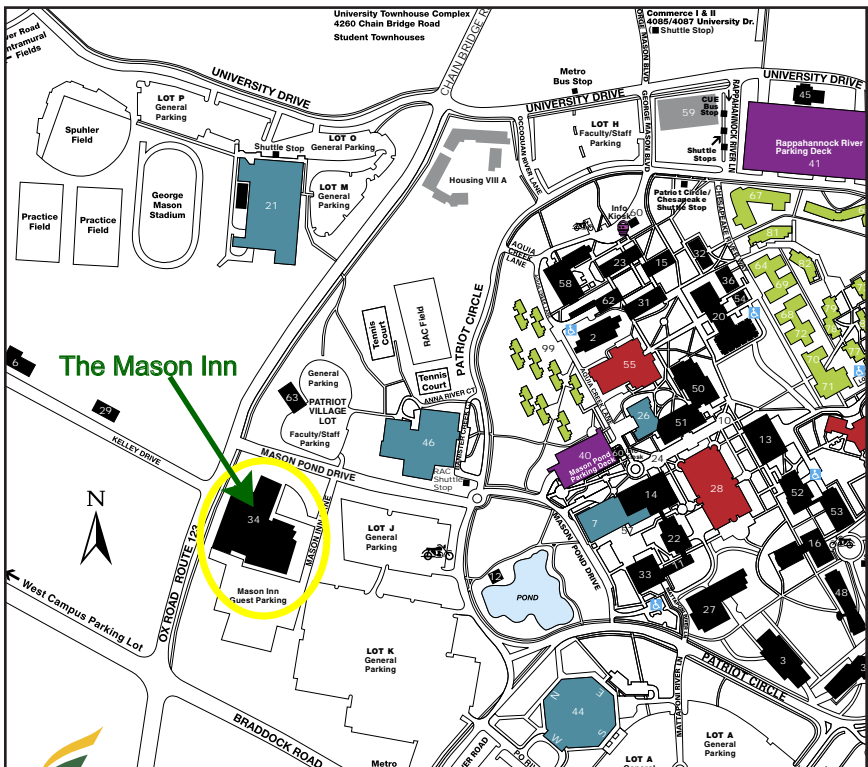
Accommodations

A block of rooms have been set aside for Judges and Exhibitors at the Mason Inn Conference Center and Hotel, 4352 Mason Pond Drive, Fairfax, Virginia 22030. The hotel is located on the George Mason University Campus. The room rate is \$137.00 plus 9% tax per night for 2 doubles or one king sized bed. For reservations, call 703-865-5705. The group code for the block of rooms is "Garden."

PLEASE MAKE YOUR RESERVATION PRIOR TO MAY 27, 2011.

Please be aware that there is no left turn into or out of the Mason Inn from Route 123. In addition, there are high school graduations scheduled at the Patriot Center on the George Mason University Campus on Tuesday, June 21, 2011 at 2:30 PM and at 7:30 PM and on Wednesday, June 22, 2011 at 2:00 PM. Traffic is likely to be very heavy in the area, especially on Braddock Road and Route 123 for at least an hour prior to the ceremonies. Please plan accordingly.

Information on local points of interest, restaurant options and shopping opportunities will be available in the Atrium of The Church of the Good Shepherd.



**GARDEN CLUB OF VIRGINIA
2011 LILY SHOW
THE GARDEN CLUB OF FAIRFAX
HORTICULTURE AWARDS**

SECTION	CLASS	AWARD	VARIETY	EXHIBITOR	SPECIAL AWARD NAME
				OPEN ONLY TO GCV MEMBERS	
A	1	BLUE		KATHERINE D. BEALE, HARBORFRONT GC	*ELEANOR TRUAX HARRIS CUP SIX REGISTERED HYBRID LILIES
A	2	NO ENTRIES			VIOLET NILES BANK AWARD
A	3	BLUE		FAUQUIER-LOUDOUN	**LILY CHAIRMAN'S CUP INTER CLUB COLLECTION
A	3	RED		NOT AWARDED	
A	3	YELLOW		WARRENTON GC	
A	3	HM		NOT AWARDED	
A	4	BLUE	L. LONGIFLORUM	JOYCE MOORMAN	*BLANCHE ROHRER DAVIS MEMORIAL BOWL SINGLE STEM SPECIES GROWN BY THE EXHIBITOR
A	5	BLUE	KENTUCKY	LOUISE LABARCA	*BLUE RIDGE GARDEN CLUB CUP THE BEST STEM GROWN BY A NOVICE
A	5	RED	BOOGIE WOOGIE	TRICIA GOINS	
A	5	YELLOW	ROYAL SUNSET	JUDY LANDHOLT-KORNS	
A	6	BLUE	L. LEICHTILINI	KATHERINE BEALE	*THE VIRGINIA EWERS QUEITZSCH MEMORIAL BOWL

**THE BEST IN SHOW AWARDS
OPEN ONLY TO GCV MEMBERS**

RASPBERRY BERRY SWIRL	MARY JAC MEADOWS	*THE SPONSORS CUP, BEST ASIATIC LILY
	NOT AWARDED	*THE DAVID DILLER AWARD, BEST MARTAGON LILY
ANACONDA	HARRIETT CONDON	*THE VICKI BOWEN AWARD, BEST TRUMPET LILY
SALMON STAR	KATHERINE BEALE	*THE SARA ANN LINDSEY AWARD, BEST ORIENTAL LILY
	PATSY SMITH	*THE JAMES A. MCKENNEY AWARD, BEST LONGIFLORUM/ASIATIC HYBRID LILY
ORMEA	HELEN MURPHY	*THE EUGENIA DILLER AWARD, BEST ORIENTAL/TRUMPET HYBRID LILY
EL CONDOR	KATHERINE BEALE	*THE LILY COMMITTEE INTERDIVISIONAL HYBRID LILY AWARD, BEST LONGIFLORUM/ORIENTAL HYBRID LILY

**2011 HORTICULTURE AWARDS
AWARDED TO ANY AMATEUR GROWER**

E	36 & 37	LILIUM CANADENSE	JIM MCKENNEY	*THE NORTH AMERICAN LILY SOCIETY AWARD, AWARDED FOR POT GROWN LILIES
---	---------	------------------	--------------	---

**GARDEN CLUB OF VIRGINIA
2011 LILY SHOW
THE GARDEN CLUB OF FAIRFAX
HORTICULTURE AWARDS**

SECTION	CLASS	AWARD	VARIETY	EXHIBITOR	SPECIAL AWARD NAME
F				PATSY SMITH FAUQUIER- LOUDOUN	*THE ROBERT S. PICKENS MEMORIAL TROPHY AWARD FOR A COLLECTION OF 3-6 DIFFERENT HYBRIDS
G	39		NOT AWARDED		GERTRUDE CODY MINTER MEMORIAL AWARD A SINGLE STEM OF UNNAMED SEEDLING HYBRIDIZED BY THE EXHIBITOR
H	41		NOT AWARDED		*EUGENIA & DAVID DILLER LILY ORIENTATION BOWL 3 LILY STEMS: UPFACING, OUTFACING, & PENDANT ALL FROM THE SAME LILY DIVISION
ANY				KATHY ANDERSON	*RONALD C. CHIABOTTA AWARD SINGLE STEM HAVING THE HIGHEST BUD COUNT, NOT INCLUDING ABORTED BUDS DOES NOT HAVE TO HAVE WON A RIBBON
			EL CONDOR	KATHERINE BEALE	**THE MEMBER CLUBS CUP AWARDED TO ANY AMATEUR GROWER FOR THE BEST LILY IN THE SHOW
				LIZA COOK	**PRESIDENTS OF MEMBER CLUBS CUP PRESENTED TO GCV MEMBER SCORING THE SECOND HIGHEST # OF BLUES IN HORT EACH" BEST IN SHOW " RIBBON WILL COUNT AS AN ADDITIONAL BLUE IN CASE OF TIES, REDS AND POSSIBLY YELLOWWS WILL BE COUNTED
				HELEN MURPHY	**GARDEN CLUB OF VIRGINIA CUP PRESENTED TO THE EXHIBITOR WHO RECEIVES THE HIGHEST NUMBER OF BLUES EACH "BEST IN SHOW" RIBBON WILL COUNT AS A ADDITIONAL BLUE IN CASE OF TIES, REDS AND POSSIBLY YELLOWWS WILL BE COUNTED
			2011 LILY SHOW GARDEN CLUB OF FAIRFAX AWARDS		
A	3		KENTUCKY	PENNY DART	AWARD IN HONOR OF GENIE DILLER GIVEN BY MARY T. KINCHELOE <i>BEST STEM IN SECTION A, CLASS 3 (INTERCLUB COLLECTION)</i>
D	35		NOT AWARDED		AWARD IN HONOR OF TOM McDONALD GIVEN BY TRICIA GOINS <i>BEST STEM IN SECTION D, CLASS 35 - SPECIES LILY</i>
J	44		ANACONDA	HARRIETT CONDON	AWARD IN MEMORY OF MARGARET L. McMULLIN GIVEN BY BONNIE REKEMEYER
			WRONALD'S 89-3-2	KATHY ANDERSON	AWARD IN HONOR OF THE POTOMAC LILY SOCIETY GIVEN BY TRICIA KINCHELOE <i>BEST STEM GROWN BY A NON-GCV MEMBER</i>

* Perpetual award held for 1 year

** Annual awards given outright

**GARDEN CLUB OF VIRGINIA
2011 LILY SHOW
THE GARDEN CLUB OF FAIRFAX
ARTISTIC AWARDS**

SECTION	CLASS	AWARD	VARIETY	EXHIBITOR	AWARD
K	51B			HARBORFRONT GARDEN CLUB	PAST PRESIDENTS OF THE GARDEN CLUB OF VIRGINIA
K	52			PEYTON WELLS	ANN CARTER SOMMERVILLE MEMORIAL AWARD
K	54			MATILDA BRADSHAW	EUGENIA & DAVID DILLER AWARD
K	54			MATILDA BRADSHAW	FLOWER SHOWS CHAIRMAN'S CUP
K	55			LINDA SCHLESINGER	GEORGIA S. VANCE AWARD
BLENHEIM					
K	51A	BLUE		BRUNSWICK	
K	51A	RED		CHATHAM	
K	51A	YELLOW		ASHLAND	
K	51A	HM		DOLLEY MADISON	
K	51A	HM		DANVILLE	
SULLY					
K	51B	BLUE		HARBORFRONT	
K	51B	RED		GABRIELLA	
K	51B	YELLOW		GARDEN STUDY	
K	51B	HM		GLOUCESTER	
K	51B	HM		HILLSIDE	
THE FORD BUILDING					
K	51C	BLUE		HUNTING CREEK	
K	51C	RED		LYNCHBURG	
K	51C	YELLOW		LEESBURG	
K	51C	HM		MIDDLE PENINSULA	
K	51C	HM		LITTLE GARDEN CLUB	
K	51C	HM		NANSEMOND RIVER	
OLD TOWN HALL					
K	51D	BLUE		NORTHERN NECK	
K	51D	RED		HAMPTON ROADS	
K	51D	YELLOW		ROANOKE VALLEY	
K	51D	HM		SPOTSWOOD	
THE WASHINGTON & OLD DOMINION PARK					
K	52	BLUE		JUDITH LANDHOLT-KORNS	
K	52	RED		ROSEMARY FRANCIS	
K	52	YELLOW		PEYTON WELLS	
K	52	HM		JOEY DAY	
GREEN SPRING GARDEN					
K	53	BLUE		LINDA SCHLESINGER	
K	53	RED		MARGARET KINCHELOE	
K	53	YELLOW		JOEY DAY	
K	53	HM			
MEADOWLARK BOTANICAL GARDEN					
K	54	BLUE		MATILDA BRADSHAW	
K	54	RED		PEYTON WELLS	
K	54	YELLOW		BARBARA HOLLAND	
K	54	HM		JOYCE RICE	
GREAT FALLS PARK					
K	55	BLUE		SUSAN MALCOLM	
K	55	RED		MATILDA BRADSHAW	
K	55	YELLOW		CYNDI FLETCHER	
K	55	HM			

GARDEN CLUB OF FAIRFAX AWARDS

BRUNSWICK BLUE RIBBON, SECTION K BLENHEIM (GIVEN BY CHARLOTTE BENJAMIN & MARTY WHIPPLE)

HARBORFRONT BLUE RIBBON SECTION K CLASS 51B SULLY (GIVEN BY NANCY ANNE COOK,
JEAN HENSLEY, ELAINE KOEHNE, JOAHANNA RUCKER, LINDA SCHLESINGER)

HUNTING CREEK BLUE RIBBON SECTION K CLASS 51C (GIVEN BY CINDY PATRICK)

NORTHERN NECK: BLUE RIBBON SECTION K CLASS 51D GIVEN BY MARGARET KINCHELOE)

JUDITH LANDHOLT-KORNS BLUE RIBBON SECTION K CLASS 52 (GIVEN BY SANDRA HUNT)

LINDA SCHLESINGER BLUE RIBBON SECTION K CLASS 53 (GIVEN BY JOHANNA RUCKER)

MATILDA BRADSHAW BLUE RIBBON SECTION K CLASS 54 (GIVEN BY LINDA TIANI & MARIANNE STRYKER)

SUSAN MALCOLM BLUE RIBBON SECTION K CLASS 55 (GIVEN BY JAN GRIMES)