



Flourish

2025 Lily Show

Hosted by
The Garden Club
of the Northern Neck

June 18, 2025

2-4:30 p.m.

Free and Open to the Public

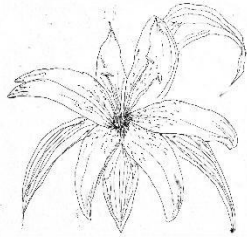
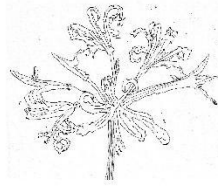
Chesapeake Academy
107 Steamboat Road
Irvington, VA 22480

NOT TO SCALE



NOT CANNA LILY

NOT NERINE



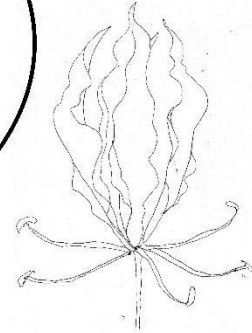
NOT DAY LILY



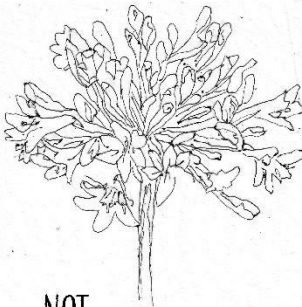
NOT TOAD LILY



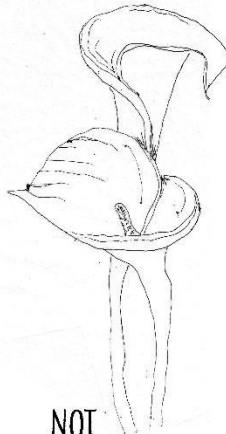
NOT LILY OF THE VALLEY



NOT GLORIOSA



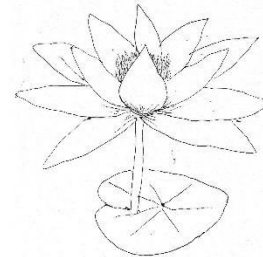
NOT AGAPANTHUS



NOT CALLA LILY



NOT ALSTROMERIA



NOT WATER LILY

2025 Lily Show Committee

Garden Club of Virginia Horticulture Lily Committee Chairman: Ann Sniffen

The Garden Club of the Northern Neck Lily Show Committee Chairman: Vicky Shaw



The Garden Club of the Northern Neck is proud to host the 2025 Garden Club of Virginia Lily Show where the remarkable legacy of Helen Turner Murphy will be celebrated. Helen loved Garden Club and Garden Club loved her. Her talents were recognized in all areas, including leadership. She was a founding member of The Garden Club of the Northern Neck where she later served as president. Helen also served as president of Garden Club of Virginia. Her devotion to growing and showing her prize-winning lilies, her commitment to conservation, her service on numerous GCV committees, and her mentorship to new members were hallmarks of her over 50-year active membership in GCNN and GCV. Helen kept meticulous records on her lilies and cared for them as she cared for her family and friends.

The Garden Club of the Northern Neck looks forward to welcoming everyone to immerse yourselves in the beauty of lilies and the Northern Neck.

Appreciation and Acknowledgments

The Garden Club of the Northern Neck wishes to thank Chesapeake Academy for use of their venue and vehicles for the Lily Show. We are very grateful to Mr. and Mrs. Charles G. McDaniel, and to the Hildrup Moving Company, for transporting all the show's properties to and from the show. Their generous contribution to the Garden Club of Virginia Lily Show not only helps make this show possible, but also helps the work of restoration, conservation, and education in the commonwealth carried out by member clubs of the Garden Club of Virginia.

We wish to thank members of the Garden Club of Virginia and the North American Lily Society for their support and assistance with the show.

Lily Workshop "Lily Lust"

Patsy Smith, Winchester-Clarke Garden Club

GCV Horticulture Chairman

North American Lily Society Judge

Tuesday, June 17, 2025

11 a.m. at the Chesapeake Academy Auditorium

Learn about the different types of lilies, focusing on optimum growing requirements and companion plants for garden beds. Patsy will recommend fertilizer mix and offer guidance on growing lilies from seed and bulbils. She will review planting for specific bloom times and planting lilies in containers. Tips for grooming and transporting lilies to exhibit in flower shows will also be covered.

Timeline

Tuesday, June 17, 2025

11 a.m. to noon guest speaker in the Chesapeake Auditorium

Noon to 5 p.m.: Registration opens, all workroom open

Wednesday, June 18, 2025

7:30 to 9:30 a.m.: Registration, workrooms and passing open

9:30 a.m.: Passing closes, show floors closed to exhibitors

10:15 a.m.: Judging starts

2 to 4:30 p.m.: Showrooms open to the public

2:15 p.m.: Awards Ceremony in the exhibit hall

4:30 to 6 p.m.: Exhibits removed. Clean up.

Thursday, June 19, 2025

9 to 11 a.m.: Clean up and load properties, Hilldrup Moving Company

HORTICULTURE DIVISION

Welcome to the Horticulture Division of the 2025 Lily Show, "*Flourish*." There is a division for everyone to enter their beautiful stems. Make sure to check the section and class you are interested in entering as some are for Garden Club of Virginia members, but most sections of the horticulture divisions are open to everyone as long as you are an amateur grower. Advanced registration is encouraged. Exhibits will be judged according to the rules of the North American Lily Society.

Horticulture Classes:

Section A: This section is only open to members of the Garden Club of Virginia

Class 1

Collection of 6 registered name hybrid lily varieties. Each of the six stems must be in a separate container. The exhibit must be passed by the Classification Committee prior to judging.

Class 2

Single stem, grown by the exhibitor from seed, scales, or bulbils. You must label one of these propagations of the specimen. No purchased material of bulblets from the stem below the ground may be used. An exhibitor may not exhibit the same lily in this Class once awarded a blue ribbon.

Class 3

Inter-Club Collection: Local GCV members collect from 8 different varieties from the bulbs sold to members in past years. The years will be decided by the GCV horticultural chairman. After the local committee collects the named hybrid lilies from their members, they bring them to the lily show workroom. The lily collection will have one stem per container, correctly named and identified with the collection year. You will need one of the lily hybrids per year given. The entry must also include the name of each variety and the name of the grower of the stem. The collection may contain lilies from any club member's garden. This class is exhibited by the Lily Chairman in the name of her club. Exhibit must be passed by the Classification Committee prior to judging.

Class 4

3 stems of the same species, variety and cultivar, one stem each in separate containers.

Sections B through J are open to any amateur grower.

Section B Class

Single stem entries of named hybrid lily clones. All subclasses will be established by cultivar.

5. Div. Ia. Upfacing Asiatic Hybrids+
6. Div. Ib. Outfacing Asiatic Hybrids
7. Div. Ic. Pendant Asiatic Hybrids
8. Div. II. Martagon Hybrids
9. Div. III. Candidum Hybrids
10. Div. IV. American Hybrids
11. Div. V. Longiflorum Hybrids
12. Div. VIa. Upfacing Aurelian or Trumpet Hybrids
13. Div. VIb. Outfacing Aurelian or Trumpet Hybrids
14. Div. VIc. Pendant Aurelian or Trumpet Hybrids

15. Div. VIIa. Upfacing Oriental Hybrids
16. Div. VIIb. Outfacing Oriental Hybrids
17. Div. VIIc. Pendant Oriental Hybrids
18. Div. VIII. Longiflorum/Asiatic Interdivisional Hybrids
19. Div. VIII. Oriental /Trumpet Interdivisional Hybrids
20. Div. VIII. Longiflorum/Oriental Interdivisional Hybrids
21. Div. VIII. Other Interdivisional Hybrids

Section C. Class

Single stem entries of unnamed clones, natural strains, hybrid groups, and unnamed seedlings. All subclasses will be established by cultivar

22. Div. Ia. Upfacing Asiatic Hybrids
23. Div. Ib. Outfacing Asiatic Hybrids
24. Div Ic. Pendant Asiatic Hybrids
25. Div II. Martagon Hybrids
26. Div. III. Candidum Hybrids
27. Div. IV. American Hybrids
28. Div. V. Longiflorum Hybrids
29. Div. VIa. Upfacing Aurelian or Trumpet Hybrids
30. Div. Vib. Outfacing Aurelian or Trumpet Hybrids
31. Div. Vic. Pendant Aurelian or Trumpet Hybrids
32. Div. VIIa. Upfacing Oriental Hybrids
33. Div. VIIb. Outfacing Oriental Hybrids
34. Div. VIIc. Pendant Oriental Hybrids
35. Div. VIII. Longiflorum/ Asiatic Interdivisional Hybrids
36. Div. VIII. Oriental/Trumpet Interdivisional Hybrids
37. Div. VIII. Longiflorum/Oriental interdivisional Hybrids
38. Other Interdivisional Hybrids

Section D.

Single stem entries of species and their forms. Each species will be considered a separate subclass and judged by itself.

Class 39.

Single stem of a species or its natural variant

Section E

Pot grown lilies: 1-3 flowering stems in a pot which it not greater than 12 inches in diameter.

Class 40

Potted lilies grown indoors, under slats or in a greenhouse.

Class 41

Potted lilies grown outdoors

Section F

The exhibit must be passed by the classification committee prior to judging

Class 42

Collection of 3 to 6 hybrid lilies, all different varieties, 1 stem each, staged in separate containers. May include name of strains or hybrid groups, numbered selections or clones.

Section G

Subclasses will be established at the discretion of the show committee

Class 43

Single stem of unnamed seedling hybridized by the exhibitor, parentage given where possible. This class will be judged using the Modified Lighty System. A lily previously awarded a blue ribbon in this class may not be entered.

Class 44

Single specimen grown by an exhibitor from seed.

Section H

The exhibit must be passed by the classification committee prior to judging.

Class 45

A collection of 3 lily stems with different orientations, 1 upfacing, 1 outfacing, and 1 pendant staged in separate containers. The lilies in the collection may come from any lily division, but all three stems must come from the same division.

Section I

Single lily bloom exhibited in orchid tubes with leaves and secondary/tertiary buds removed.

Class 46

Single lily bloom of any named hybrid clone, named strain or species. (limited to 3 entries per exhibitor)

Class 47

Single lily bloom on an unnamed hybrid seedling grown from seed by the exhibitor. (limited to 3 entries per exhibitor)

Section J

Open to novices only. This section will follow the same classification as the general schedule.

Class 48

A novice is someone who has never won a blue ribbon in the horticulture section of a lily show. This section will follow the same classification as the general schedule.

**Lilies that qualify for Section A Class 3, Inter Club
R indicates that the lily is named and registered**

2014

1a Orange Cocotte R
6b Pink Perfection Strain R
8 Lankon (L. longiflorum x
L. lankongense-other) R
8 Miyabi (LO) R
8 Prince Promise (LO) R

2015

1a Abbesvilles Pride
1a Easy Waltz R
1a Mayan Sun
1b/c Salmon Pinwheel R
1a Trogon R
1b/c Yellow Pinwheel

2016

1a Café Noir
8 Fusion (L. longiflorum x
L. pardalinum – other)
8 Lady Luck (LA) R
8 Morini (OT)
8 Pedara (LA)
8 Royal Kiss (LA)

2017

1a Café Latte
1a Tribal Dance R
8 Imporato (OT)
8 Night Rider (TA-other)
8 Passion Moon (OT) R

2018

8 Conca D'Or (OT) R
8 Eyeliner (LA) R
8 Flashpoint (OT) R
8 Pink Snowflake (OT) R
8 Royal Sunset (LA) R
8 Trebbiano (LA) R

2019

1a Secret Kiss
7 Casablanca R
8 Redford (OT) R
8 Viva La Vida (AO-other) R
8 Zeba (L. nepalense x Oriental-
other) R
8 Zelmira (OT)

2020

7 Angela R
7 Big Smile
7 Doria
8 Carbonero (OT) R
8 Forza Red (LA)
8 Nashville (LA) R
8 Gizmo (LO)R

2021

7 Crystal Blanca
7 Thalita
8 Palazzo (OT) R
8 Sweetheart (OT)
8 Sweet Sugar (LA) R
8 Sweet Valley (LA)

2022

8 Bataleon (TA-other)
8 Bazin (TA-other)
8 Foxley (TA-other)
8 Fuente (TA-other)
8 Orfeo (TA-other)
8 Volvic (TA-other)

2023

1a Forever Susan R
2 Peppard Gold R
7 Baferrari R
7 Muscadet
8 Beverly Dreams (OT) R
8 Empoli (OT) R

Collecting lily specimens

1. Be sure to tell members to cut lily stalks at least two-thirds from the ground. Obviously, some lily specimens are taller than others. Leave the lower one-third with the bulb for next year.
2. Do not cut off the leaves.
3. Do not cut off the lily stamens or anthers. You may brush off the lily pollen with a light brush to keep it from staining the lily pedals.
4. Cut lilies when they are just opened. There may still be buds on the upper portion.
5. Store lily specimens in cool water and cool room, away from heavy sunlight
6. The pollen on the lilies may stain clothes or be hard to get off car upholstery. You might want to put down plastic or old drop cloths when transporting lily specimens.

What the judges are looking for:

The North American Lily Society members are your judges for the horticulture division. They have a standard scale of 100 points for evaluating the specimens.

1. **Condition 30 pts.** This includes the stage of maturity. Generally, it is considered that a spike of lilies is in the best condition when the lower flowers are open, but not faded, and the upper ones are still in bud. The larger the number of open flowers, the better, provided the old ones have not begun to fade. The flowers should not be bleached from the sun, wilted, or otherwise in poor condition. The flowers should be free from disease or injury of all kinds. Flowers should not have petals stained with colored pollen. The anthers should be present although it is recognized that if open flowers are to be shipped the anthers may be removed to prevent stained petals.
2. **Vigor 20 pts.** Vigor refers to the length and strength of the stem, the number and size of the flowers, and the size and attractiveness of the foliage. In cutting lilies, leave about one-third of the foliage with the bulb.
3. **Placement of flowers on the stem 20 pts.** Placement of flowers refers to their arrangement on the stem. In general, separation on the stem vertically in a spiral arrangement rather than crowded at the same level or in whorls is an advantage. Flowers should be spaced in such a way that the individual blooms do not interfere with each other. In the case of hybrids competing against hybrids, the separation of the flowers, and the attractiveness of their appearance as related to the angle on the pedestal, may be considered.
4. **Form of the flower 10pts.** The form is judged on the basis of conformity with that typical of the species or variety, or with attractiveness of form in comparing different species or varieties.
5. **Color 10pts.** The color of the flowers should be clear and attractive rather than muddy. This is particularly important in hybrids that have no recognized typical color.

Rules of the GCV Lily Show

1. This show is assisted by the North American Lily Society and will be judged by their rules.
2. All containers will be supplied by the Lily Show committee. Only one stem per container except in Section E, Classes 40 and 41.
3. Only true scale bulb lilies (of the genus *Lilium*) may be entered.
4. Exhibitors must register and use GCV entry cards that are to be filled out completely, top to bottom and back. Entry cards are provided at online registration and at the show registration station. Advanced registration is mandatory for section A. Advanced registration is encouraged for sections B-H.
5. All entries in sections: A, F, and H may be placed on the show floor, but must be passed by a member of the Classification Committee prior to judging. The exhibit will be checked to verify that it conforms to the requirements set forth in the schedule and rules, and that the entry card is filled out correctly. Entry cards will then be marked with a red "P" to indicate that the exhibit has passed. Exhibits that have not been passed by the Classification committee will not be judged. Classification Committee members can be found in the horticultural workroom during the workroom hours.
6. All entries in Sections: B,C,D,E,G,I, and J, must have the entry card checked to make sure they are correctly filled out prior to placing the exhibit on the show floor. Cards will be marked with a green dot to verify the entry card has been checked. Entry card certifiers can only check to see if the top and bottom of the card is correctly filled out. They cannot change the information on the card. The Classification Committee members are the only ones that can change the section and class number on the card.
7. The Classification Committee reserves the right to reassign entries which have been misidentified and/or have been placed in the wrong section or class.
8. Classes and Subclasses may be added at the discretion of the Classification Committee.
9. Only one blue, one red, and one yellow ribbon will be awarded in Section A, classes 1-3.
10. In Section a, and all other sections, if there are subclasses, a blue, a red, and a yellow ribbon may be awarded in each subclass. There is no limitation on the number of white ribbons that are awarded in any Section of Class.
11. Only one entry or exhibit is allowed in Section A, Section F, and Section H.
12. Exhibitors may have more than one entry in all other classes, provided each is a different variety. Duplicate entries from the same garden are not permitted in the same class.
13. All horticulture entries must have been grown by the exhibitor with the exception of Section A, Class 3.
14. To be eligible for judging, a lily stem must have at least one bloom open to the typical form of the particular variety, and least one or two buds showing color and leaves attached.

15. Entries with disease, obvious defects, and/or abnormalities (such as a fasciated stem) will be set aside and not be judged.
16. All horticultural entries must have been grown outdoors with the exception of Section E, Class 40.
17. Blooms and buds on the stem will be counted to determine the recipient of the Ronald J. Chisbotta Award. Aborted buds will not be counted.
18. Blooms exhibited in Section I, Classes 46-47, must not have leaves or secondary/tertiary buds attached.
19. Horticulture judges may exhibit in eligible classes.
20. In case of disagreement as to the interpretation of these rules or any matter not laid down in them, the decision of the GCV Lily Chairman will be final.

Garden Club of Virginia Awards

Horticulture Awards – GCV Members Only

***Eleanor Truax Harris Cup**

Class 1: Six registered named hybrid lily varieties

***The Violet Niles Walker Memory Trophy**

Class 2: A single stem, grown by exhibitor from seed, scales, or bulbils

***Helen Turner Murphy Award**

Class 3: Inter Club Collection – 8 different stems from the 2014-2023 Collections

***Virginia Ewers Queitzsch Memorial Bowl**

Class 4: Three stems of the same species or cultivar

Horticulture Awards – Open to all amateur growers

(*indicates Perpetual Trophies)

***The North American Lily Society Award**

Classes 40 and 41: Pot grown lilies

***The Robert S. Pickens Memorial Award**

Class 42: Awarded for a collection of 3 to 6 different hybrids

***Eugenia and David Diller Orientation Award**

Class 45: Three lily stems: upfacing, outfacing and pendant, all from the same lily division

The Best in Show Horticulture Awards - Open to all amateur growers

***The Sponsor's Cup**

Best Asiatic Hybrid Lily

***The David Diller Award**

Best Martagon Hybrid Lily

***The Vicki Bowen Award**

Best Trumpet Hybrid Lily

***The Sara Ann Lindsey Award**

Best Oriental Hybrid Lily

***The James A. McKenney Award**

Best Longiflorum/Asiatic Hybrid Lily

***The Eugenia Diller Award**

Best Oriental/Trumpet Hybrid Lily

***The Katherine Beale Award**

Best Longiflorum/Oriental Hybrid Lily

***The Blanche Rohrer David Memorial Bowl**

Best Species Lily

***The Blue Ridge Garden Club Cup**

Class 48: Best stem grown by a novice

***The Ronald J. Chiabotta Award**

Single stem with highest bud count

***Gertrude Cody Minter Memorial Award**

Best lily stem in the show. The best lily in the show may be taken from anywhere in the show.

Artistic Design Division

“Flourish”

Dedicated to the Memory of Helen Turner Murphy

Helen Turner Murphy was a founding member of The Garden Club of the Northern Neck. As host club for 2025 Lilies in Bloom, what better time to honor her than now! A native Virginian, Helen was born in Richmond in 1934, later serving as President of the Garden Club of Virginia from 1992 - 1994, a role she loved dearly. Remembered fondly by friends as a “force of nature,” she had an infectious passion and enthusiasm for growing and showing her award-winning lilies.

Interclub Division

Exhibits in the Interclub division may be executed by a team of arrangers from a Garden Club of Virginia member club. The exhibit is entered in the name of the club.

Each interclub exhibit will be displayed on a 12-inch square, light grey pedestal, 42 inches high, viewed from three sides against a neutral background extending no more than 6 inches beyond any side of the pedestal with no height limitations. The base of the arrangement may not be more than 12 inches unless specified.

Lilies must dominate in every class unless otherwise noted.

Class 1

“For the Love of Lilies” - Late Georgian Style
GCV Website: Traditional Floral Styles, page 14

5 entries

An exquisite diamond brooch—donated to the Garden Club of Virginia by Mrs. Clayton B. Ethridge—is worn by every president during her term. This beautiful floral piece would have been enjoyed by Mrs. Murphy while she was at the helm. To represent the diamond and gold brooch, please feature lilies in white and yellow—which also happen to be Mrs. Murphy’s favorite lily colors.

Create an arrangement in the Late Georgian Style using predominantly yellow and white lilies in a container of your choice.

Class 2

“Set Sail” - Abstract Style
GCV Website: Contemporary Floral Styles, page 4

5 entries

Mrs. Murphy had a keen sense of adventure and loved the outdoors, particularly sailing and kayaking.

Create an Abstract design celebrating Helen’s love of the water and boating.

Class 3

“Lilies in Bloom & Daisies in June” - Cascade/Waterfall Style
GCV Website: Contemporary Floral Styles, page 5

5 entries

The daisy is the school flower of St. Catherine’s where Helen was a distinguished graduate and June Scholar. The passing of the daisy chain from the graduating class to the rising senior class is a commencement tradition.

Create a Cascade/Waterfall arrangement using predominantly daisies and lilies.

Individual/Partner Division

Exhibits in the Individual/Partner Division may be executed by a single person exhibiting individually or by a team of two partners working together. Exhibiting is open to MEMBERS of the Garden Club of Virginia only. Mentor/Novice teams are encouraged, and a special award will be presented for this category.

Lilies must dominate in every class unless otherwise noted.

Class 4

“Be our Guest” - Table Design

4 entries

GCV Website: Contemporary Floral Styles, page 17

King Copsico Farm, overlooking the beautiful Potomac River, was home to Helen and her husband Tayloe Murphy for over 50 years. The property showcased views of the water from every room.

Create a centerpiece in a design of your choice and a functional tablescape* to celebrate an oyster roast on the banks of the Potomac River.

*Functional Table: a table exhibit arranged for dining, including dishes, glassware, linens, and floral design(s) with or without other components.

To be staged on a 48” round x 28” h table covered to the floor by a white cloth supplied by the committee; overlay, if desired, may be supplied by the exhibitor. To be viewed from all sides. No element of the design may extend beyond the table edge. No height restrictions. Flatware may be used at the discretion of the exhibitor. Statement of intent required.

Class 5

“Save the Bay” - Casual Contemporary Style

4 entries

GCV Website: Contemporary Floral Styles, page 6

Helen was a passionate conservationist and devoted in her service as an active and contributing member of both the Chesapeake Bay Foundation and the Alliance for the Chesapeake Bay.

Create a Casual Contemporary arrangement showcasing the lily using only environmentally friendly mechanics. No oasis. Each exhibit will be displayed on a 12-inch square, light grey pedestal, 42 inches high, viewed from three sides against a neutral background extending no more than 6 inches beyond any side of the pedestal with no height limitations. The base of the arrangement may not be more than 12 inches unless specified.

Class 6

“Beachcombing with a friend”

4 entries

This class is open to any Youth Designer (age 16 and under) exhibiting with a member including a Grandmother, Mother, Aunt, Teacher, Mentor, or Special Friend.

Create an arrangement in the style of your choice incorporating natural treasures found on the beach! Driftwood, shark teeth, seashells, etc. Each exhibit will be displayed on a table within a space 24" W x 18" D against a neutral background. There are no height restrictions.

Timeline:

Monday, June 9, 2025, 9:30 a.m.: Online Registration Deadline

Tuesday, June 17, 2025, Noon - 5 p.m.: Workrooms open and arrangements may be passed and placed.

Wednesday, June 18, 2025, 7:30 - 9:30 a.m.: Workrooms open and arrangements passed and placed.

Passing closes, show floors closed to exhibitors at 9:30 a.m.

Judging will begin at 10:15 a.m.

Showrooms open to the public at 2 - 4:30 p.m.

Awards Ceremony at 2:15 p.m.

4:30 - 6:00 p.m.: Exhibits removed. It is the responsibility of the exhibitor to remove their exhibit at the conclusion of the show.

Questions?

Renee Gardner, Artistic Design Chairman reneespearsgardner@gmail.com

Carla Rice, Artistic Design Registrar crice111@icloud.com

General Information:

Artistic exhibits are PRE-Registered with the Artistic Design Registrar on the Garden Club of Virginia website. Registration is a first come-first served basis. A waiting list will not be compiled. You will receive a confirmation from the Registrar. Registration is a reservation of space and an OBLIGATION. If unable to complete the exhibit, the REGISTRANT is responsible for finding a substitute arranger and notifying the Registrar. Please contact the

Artistic Design Committee Chairman with any unforeseen issues. Registration is open to Garden Club of Virginia Members only.

Artistic Design Rules & Specifications:

1. The Schedule is known as “The Law of the Show.”
2. Inter Club Division classes allow a team of arrangers from a GCV Club to create the exhibit together.
3. Individual/Partner Division classes allow one person working individually or two people working in partnership to create and exhibit the design. An individual or partner team may enter as many classes as desired in the Division but only one entry per class.
4. Passing Judges must pass each exhibit before the exhibitor(s) leave the show floor. Passing Judges look to ensure that the exhibit meets the Schedule requirements including dimensions, floral materials list, Novice and/or Mentor status, Statement of Intent if included, exhibitors’ identification (name, GCV Club or other club if allowed), and compliance with design style. Passing Judges will not disqualify an exhibit without consultation with an agreement with the Artistic Design Chairman. If disqualification is a possibility, every effort will be made by the Passing Coordinators to allow the exhibitor(s) to remedy the arrangement before the opening of the show.
5. Although arrangements may be viewed from all sides, arrangements will be judged from a distance of 3 feet from the front.
6. Designs will be judged according to the GCV Principles of Design: balance, dominance, contrast, rhythm, proportion, and scale and the Elements of Design: light, space, line, form, size, pattern, texture, and color. Creativity, distinction, conformance to and interpretation of the class and Schedule are also important.
7. Please mark all containers and accessories with exhibitor number, name, and contact information.
8. Each exhibitor card **provided by the show registrar** will include a space for listing floral materials used. Garden grown materials should be identified with a “G” and florist found materials should be identified with an “F.” A Pot-et-Fleur must include “R” for rooted material or “C” for cut material. Plants on the Virginia Endangered Species list grown in an exhibitor’s garden must also be noted.
9. Plants on the Endangered Species list protected by Virginia law <https://law.lis.virginia.gov> may be used only if grown in the exhibitor’s garden. This should be noted with the exhibitor’s floral materials.
10. Boxwood is not allowed at any GCV event.

11. Invasive plants (species intentionally or accidentally introduced by human activity into a region in which they did not evolve and cause harm to natural resources, economic activity, or humans) may be included at this time, but the Garden Club of Virginia asks that members refrain from planting additional invasive species in their gardens. The Virginia Department of Conservation and Recreation at <https://www.dcr.virginia.gov/search/invasive%20species/lists> plants divided into high, medium, and low invasive status in the Commonwealth.
12. Seasonal, garden floral materials are preferred, and commercially grown flowers should be used with discretion.
13. Lilies should predominate, except if allowed otherwise in specific classes in the Schedule. While GCV Lily Horticulture rules specify that only true scale lilies of the genus *Lilium* may be entered, this requirement does not extend to the Artistic Design Division. Various lilies other than the genus *Lilium* may be utilized in creating exhibits for Artistic Design and will qualify for lily predomination.
14. Designs must include some fresh plant material.
15. Treating fresh plant material by the application of substances such as paints, dyes, etc. is not permitted. Plants may be stripped, clipped, bent, or otherwise manipulated.
16. The following are permitted unless prohibited in the show Schedule:
 - . Accessories
 - . Bases
 - . Contrived flowers and/or forms made of fresh or dried plant material
 - . *Cut fruit or vegetables sealed in some manner to discourage insects
 - . Objects that add interest when tastefully used (for example, nests, feathers, coral, sponges, sea fans, starfish, antlers)
 - . Container-grown plants in soil as part of Pot-et-Fleur or other appropriate classes
 - . Dried and/or treated plant material
 - . Cards of intent (3 x 5")
17. The following are not permitted unless specified in the Show Schedule:
 - . Artificial flowers, foliage, and fruit
 - . Living creatures.

18. Several types of backdrops are used in the flower shows. No flower material may touch the sides, back, or roof if present. Arrangements will be judged in proportion to the size of the backdrops, if present.
19. For design guidance and information on the floral styles in this schedule, click on the following links:
 - . [Contemporary Floral Styles](#)
 - . [Traditional Floral Styles](#)
20. GCV Judges and Student Judges are encouraged to enter the flower show. Judges and Student Judges will not judge a class in which they have entered nor in which members of their GCV clubs have entered.
21. Wherever possible, please use alternatives to non-biodegradable floral foam, and absolutely refrain when the Schedule dictates that an alternative to floral foam be employed.
22. The base of the exhibit may not extend beyond the 12x12-inch pedestal unless otherwise specified in the schedule.

Artistic Design Procedures:

1. All Artistic exhibits must be pre-registered with the Artistic Design Registrar. **Please remember that registration is a reservation of space and thus an obligation to be fulfilled. If unable to complete the exhibit, the registrant is responsible for finding a substitute arranger and notifying the Registrar. Please contact the Artistic Design Committee Chairman with any unforeseen issues. Additionally, because the show is open to the public, ALL exhibits must be left on the showroom floor until the show closes. No exceptions. If the exhibitor cannot stay until the show closes, she must find a fellow club member to remove the exhibit.**
2. Check in at Registration upon arrival. A completed exhibitor card must accompany the arrangement. Check it for accuracy including contact information, garden club, floral materials list. In the Individual/Partner Division, please add novice and/or novice/mentor status, if appropriate. *A novice is one who has not won a blue ribbon or a GCV novice award in a GCV Flower Show. A mentor is one who has won a blue ribbon or a GCV novice award in a GCV Flower Show.* Mentor-novice partners should check the appropriate box on the exhibit card.
3. In both Inter Club and Individual/Partner Divisions, a Statement of Intent of 25 words or fewer listed on a 3 x 5" card conveying the exhibitor's vision and message to the viewer accompanies each exhibit.

4. The workroom is not adjacent to the show floor. Exhibitors may arrange in the workroom but not on the show floor unless allowed by the Schedule.
5. Please be sure that your container does not leak. Please exercise care when watering in the exhibit space.
6. Notify a Passing Judge when the exhibit is placed and ready to be passed. Passing Judges confirm that the exhibit meets the style specified in the Schedule, published space requirements, Exhibitor's information (including novice and mentor eligibility), and Floral Materials List / Key Card in Botanical Arts. An exhibitor whose exhibit does not meet the Schedule will be given an opportunity, if time allows, to correct it. An exhibit may only be disqualified by consultation with the GCV Artistic Design Committee Chairman and the GCV Judging Coordinator(s). Arranger(s) remain in the exhibit area until the exhibit is passed, and once passed, leave the show floor promptly. Except for watering and necessary maintenance, the exhibit must remain untouched following passing.
7. Please place any unused floral materials in buckets marked for recycling to community care facility residents.
8. The Artistic Design Committee may add or delete classes or adjust the number of entries within a division, class or classes.

Artistic Design Awards

Past Presidents of the Garden Club of Virginia Trophy
Inter Club Quad Blue

Anne Carter Walker Somerville Award
Most Creative GCV

Georgia S. Vance Award
Best Novice GCV

Eugenia and David Diller Award
Best Novice Individual/Partner Subdivision

The Mentor Award
Best Novice-Mentor Partner Arrangement

Photography Division

2025 Lily Show *With a Flourish*

Photography Schedule

Flourish, the shelter and grace of our line!
Heaven send it happy dew,
Earth lend it sap anew,
Gayly to bourgeon and broadly to grow....

The Lady of the Lake (excerpt)

- Sir Walter Scott

Class One- **It's all about Me**

Close-up/Macro (color) - attention grabbing lily (*lilium*) against a black background, showcasing the beauty of the flourishing bloom

Close-up subject fills most of the frame/Macro subject is greater than life size

Class 2- **Feu de Joie (Bonfire of Celebration)**

Creative (color)- capture a celebration of a lily(*lilium*) or lilies with the heated colors or energies of flaming fire.

Creative technique use of manipulation at any stage of the photographic process to achieve an effect different from the original photo

Class 3- **Fanfare - Look at Me** - indoor lily (lilies) with an attention-grabbing object

Still Life (color)-artistic display of indoor lily(*lilium*) or lilies with an attention-grabbing object.

A still life is an image of intentionally composed arrangement of inanimate objects

Class 4-**Outstanding in a Garden Border**

Intimate Landscape - Without Horizon (color)-lilies (*lilium*) flourishing amongst blooms and foliage of a border. (if no blooms, purchased lilies may be tucked in)

Intimate Landscape—Without Horizon

Landscape is the art of capturing the beauty of natural locations and invites the viewer into the scene. The primary subject is the scenery, and the scenery must dominate. The image may contain secondary elements such as animals, or objects. No horizon should be visible.

Class 5-Thriving on the Wild Side-Enemies of Lilies

Wildlife Portrait-(color) capture the gardener's nemesis-deer, rabbits, squirrels, chipmunks, groundhogs, voles or moles.

Portrait photography has a concentration on the subject. The photo often tells a story about the subject.

Class 6- (Novice Class) A Bloomin' Shame-flourishing, vigorous blooms that are not a *lilium*

Close-up (Black and White)- callas, daylilies, water lilies

Close-up subject fills most of the frame. Image is in black and white.

Novice Class is open to those who have not received a blue ribbon in a GCV Photography Show.

PHOTOGRAPHY GUIDELINES

1. Who can enter: The Photography Division is open to all members of the Garden Club of Virginia.

2. How to register: Advanced Registration is required. Registration for each photography class will open April 4, and will close on May 5, or when classes are full. Members may only submit one photograph but may indicate their interest in submitting a second image if space becomes available. Registrants will receive a confirmation of registration email.

Successful Entrants need to send digital images for passing: Digital images, sent by email to Georgiana Watt, are required for each class a member successfully enters and are due no later than May 15th. Follow these steps to send in digital images: (a) rename your photo file as follows: Class #_Your Last Name_First Initial. (e.g. Class 1_Smith_P.); (b) make sure your image is between 2 and 5 MB in size and attach the image as "actual size" to your email. Check again before sending to ensure the image size has not been reduced to below the minimum of 2 MB; (c) make the subject line of your email Lily Show-Class (add class number); (d) email your image to Georgiana Watt (photography@gcva.org).

3. The digital images will be evaluated to verify that class specifications have been met and will be passed if those requirements are met. If a photograph is not passed, the exhibitor will be notified and allowed, if time permits, to send a replacement digital image. The Photography Division Chairmen may reclassify an entry, but only with the permission of the exhibitor. Please be advised that once an image has been submitted digitally, no further changes, however minor, are allowed prior to print. For technical questions please contact Susan Morris (morrisandmorrisdds@gmail.com.)

4. Passed entries must be printed, mounted, and mailed: All of the six selected, passed entries for each class must be printed and mounted for display at the show. **PRINTED PHOTOS WILL NOT BE ACCEPTED AT THE SHOW.** Finalists will be notified as quickly as possible in early to mid-May. Printed images must match the digital image that was emailed! Images should be printed to a size no smaller than 36" in perimeter and no larger than 50" in perimeter and mounted on Black Foam Core cut to the exact size of the image. Tip: The larger the printed image the better for "display and judging purposes." Your printed and mounted photographs, along with entry forms, must be mailed ahead of time to be received no later than June 6. Send mounted images to: Mary Queitzsch, Greenway, 48 Madison Mills Lane, Madison Mills, VA 22960 .

Two printed ENTRY FORMS should be included with each photograph submitted. These forms will be emailed in the confirmation of registration email. For each photo being mailed to Mary Queitzsch, attach one form to the back of the mounted photo and include the second form loose in the mailing packet. A title and statement of intent (25 words or less) must be included on each entry form(s).

5. If forced to withdraw: If forced to withdraw, an exhibitor must notify Photography chairman, Susan Morris, by phone or by email. Unless there is a waiting list, the withdrawing entrant is responsible for finding a substitute.

6. Photograph must be exhibitor's work: Each photograph must be the work of the exhibitor under whose name it is registered. All editing must be the work of the exhibitor. This includes enhancement for color or clarity, removal of a part of the image, combining images, or distorting the original subject.

7. Mailing and return requirements: To avoid having photographs bent or damaged when mailing, it is recommended to use two 15" x 19" bubble wrap envelopes, or a reusable mailing box. Wrap the mounted image between two suitable pieces of foam core or non-bendable cardboard, which will be reused for return. Place the wrapped image inside the reusable mailing box, or inside the mailing envelope along with a folded, self-addressed return envelope.

If images are to be returned to the owner, an appropriate self-addressed padded envelope (ideally 15" X 19") with postage applied or a check to Garden Club of Virginia for \$14 must be included. Padded envelopes need to be large enough to accommodate protective packaging. Boxes are permitted and can be reused provided a pre-purchased stamp to cover the cost to mail the box back to the owner has been included, or a check must be included.

*Photographs may also be picked up at the close of the show. Entries **MAY NOT be removed on Wednesday, June 18 before 5 p.m.***

8. Awards: Awards will be given for first, second and third place in each class. Honorable mention will be at the discretion of the judges. In addition, “special awards” will be given for Best in Show and the Novice Award for best image by a novice. A novice is someone who has never won first place in a GCV photography show or any other photography show.

Judging will be based on the following criteria:

Creativity	25
Composition	25
Technical Skills	20
Conformance/Interpretation	20
Distinction	10
Total Points	100

Description of GCV Photography Perpetual Awards

Claire Smithers Mellinger Award Established by the Albemarle Garden Club, this award is given to an entry of exceptional visual appeal that reflects the spirit of photography with joy and enthusiasm. This award is given annually by the Garden Club of Virginia.

Best in Show Award

Novice Award- A novice is someone who has never won first place in a GCV photography show or any other photography show.

Ribbon Award-Creativity

ACCOMODATIONS

Irvington

The Tides Inn
804.438.5000

The Hope and Glory Inn
804.438.6053

Kilmarnock

Kilmarnock Inn
804.435.0034

Kilmarnock, Irvington, and White Stone

[Harmonized Getaways](#)

2 night minimum

DINING SUGGESTIONS

White Stone

Adrift
Jimmy's Market (for takeout)
Chesapeake Donut Shop
Los Compadres
Willaby's
Out of the Oven Bakery

Irvington

77 Social (may be open for lunch in the summer)
The Office
The Local
Fish Hawk at The Tides
Salt and Meadow at The Tides

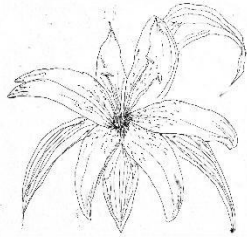
Kilmarnock

Bay Bistro
Car Wash Cafe
Kilmarnock Inn
Donna's on Main
Chao Phraya
Los Patrones
Small Town Burger

NOT TO SCALE

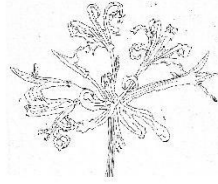


NOT CANNA LILY



NOT DAY LILY

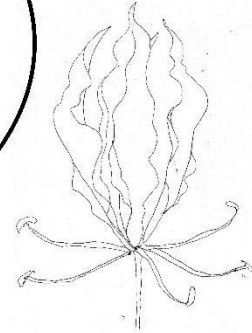
NOT NERINE




NOT
TOAD
LILY



NOT LILY OF
THE VALLEY



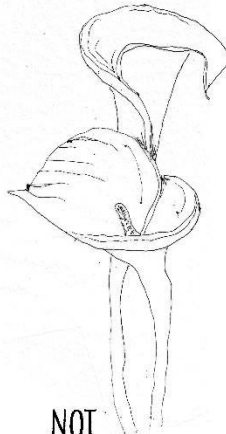
NOT GLORIOSA



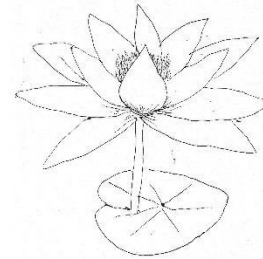
NOT
AGAPANTHUS



NOT ALSTROMERIA



NOT
CALLA LILY



NOT WATER LILY